

# Biotinylated Human Nectin-1/PVRL1/CD111 Protein

Cat. No. NEC-HM401B

## Description

<b>Source</b>	Recombinant Biotinylated Human Nectin-1/PVRL1/CD111 Protein is expressed from HEK293 with His tag and Avi tag at the C-Terminus. It contains Gln31-Thr334.
<b>Accession</b>	Q15223-1
<b>Molecular Weight</b>	The protein has a predicted MW of 36.9 kDa. Due to glycosylation, the protein migrates to 52-70 kDa based on Tris-Bis PAGE result.
<b>Endotoxin</b>	Less than 1EU per µg by the LAL method.
<b>Purity</b>	> 95% as determined by Tris-Bis PAGE > 95% as determined by HPLC

## Formulation and Storage

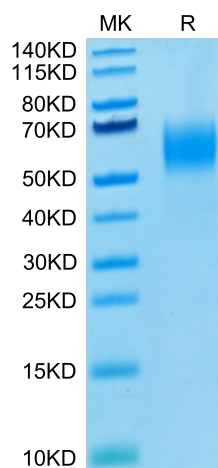
<b>Formulation</b>	Lyophilized from 0.22µm filtered solution in PBS (pH 7.4). Normally 8% trehalose is added as protectant before lyophilization.
<b>Reconstitution</b>	Centrifuge the tube before opening. Reconstituting to a concentration more than 100 µg/ml is recommended. Dissolve the lyophilized protein in distilled water.
<b>Storage</b>	-20 to -80°C for 12 months as supplied from date of receipt. -80°C for 3-6 months after reconstitution. 2-8°C for 2-7 days after reconstitution. Recommend to aliquot the protein into smaller quantities for optimal storage. Please minimize freeze-thaw cycles.

## Background

Nectins are a small family of Ca<sup>2+</sup>-independent immunoglobulin (Ig)-like cell adhesion molecules (CAMs) that organize intercellular junctions. They are highly homologous to the human receptor for poliovirus, and as such have been alternately named poliovirus receptor-related proteins. Nectin-1 promotes cell-cell contacts by forming homophilic or heterophilic trans-dimers. Heterophilic interactions have been detected between Nectin-1 and Nectin-3 and between Nectin-1 and Nectin-4. Has some neurite outgrowth-promoting activity.

## Assay Data

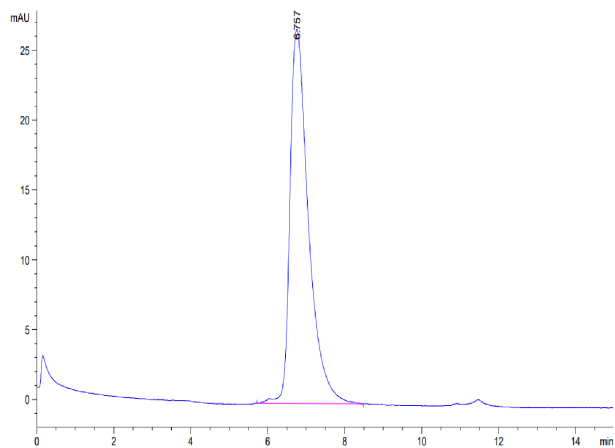
### Tris-Bis PAGE



Biotinylated Human Nectin-1 on Tris-Bis PAGE under reduced condition. The purity is greater than 95%.

### SEC-HPLC

Assay Data



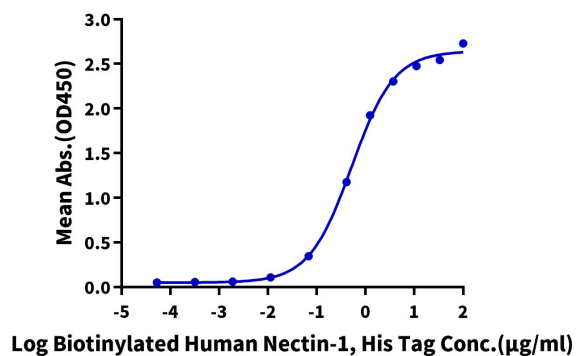
The purity of Biotinylated Human Nectin-1 is greater than 95% as determined by SEC-HPLC.

Assay Data

ELISA Data

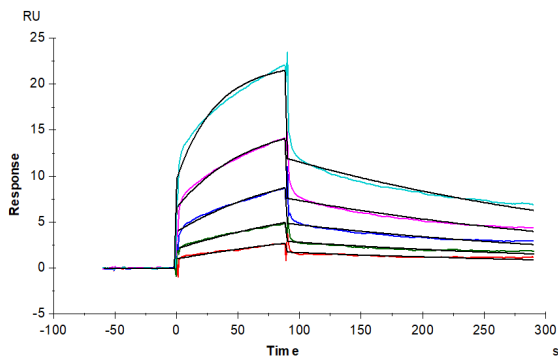
**Biotinylated Human Nectin-1, His Tag ELISA**

0.5µg Human Nectin-3, hFc Tag Per Well



Immobilized Human Nectin-3, hFc Tag at 5µg/ml (100µl/well) on the plate. Dose response curve for Biotinylated Human Nectin-1, His Tag with the EC50 of 0.52µg/ml determined by ELISA (QC Test).

SPR Data



Human Nectin-4, hFc Tag captured on CM5 Chip via Protein A can bind Biotinylated Human Nectin-1, His-Avi Tag with an affinity constant of 22.83 nM as determined in SPR assay (Biacore T200).